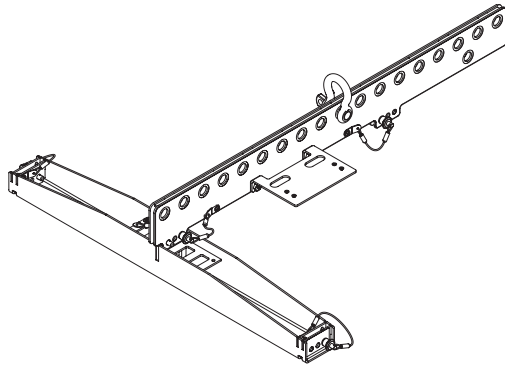




SRX910LA AF

Array Frame for SRX910LA and SRX918SF

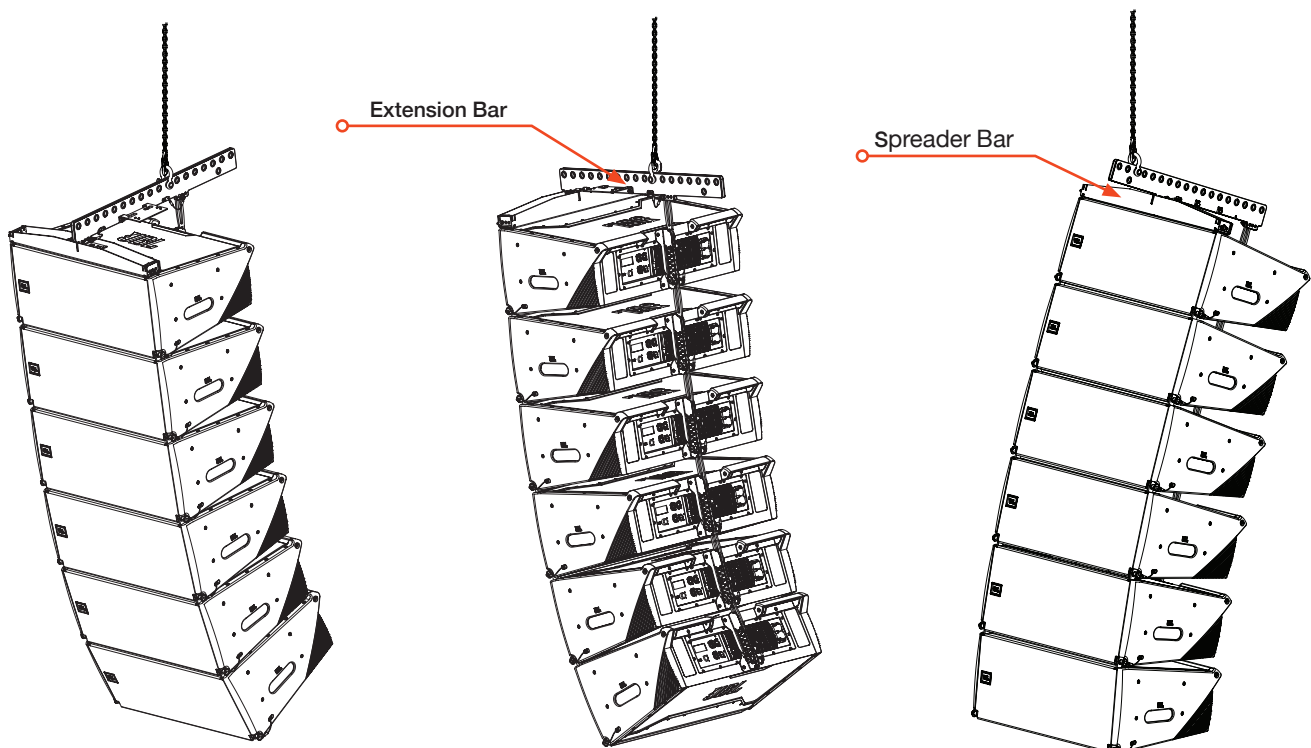


HIGHLIGHTS

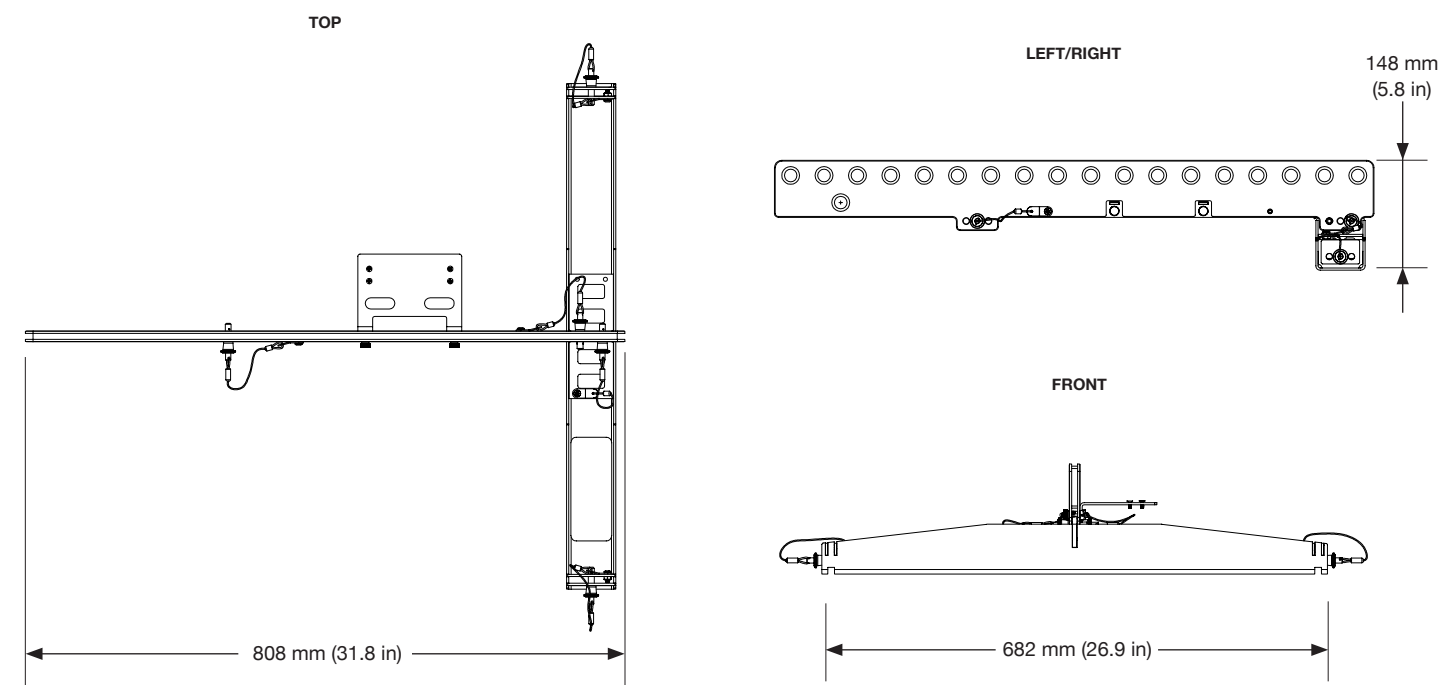
- Compact and lightweight design
- Compatible with SRX910LA and SRX918SF
- Precision pick-point resolution
- Two-part collapsible design
- Support for third-party laser inclinometers
- Compatible shackle size: 1/2 in

DESCRIPTION

The SRX910LA AF is a lightweight and compact array frame used for suspending SRX910LA and SRX918SF arrays. The array frame was designed to work with single-point and front-back suspension methods. For single-point applications, the array frame can be used in conjunction with the VTX RC500 rotating clamp, allowing smaller arrays to be suspended from standard size trusses or pipes. The two-piece design is comprised of one extension bar and one spreader bar. The extension bar can extend to the front or rear of the frame to accommodate both uptilt and downtilt aiming options. Three connection points are available for attaching the extension bar to the spreader bar, allowing for precise control of shackle positioning for single-point applications. Support for third-party inclinometers is available using the included laser attachment bracket. The two parts can be collapsed easy for storage. For more information about the array frame and use cases, refer to the **SRX900 Series Rigging Manual**.



DIMENSIONS



TECHNICAL SPECIFICATIONS

PHYSICAL	
Construction :	High-grade steel with anti-corrosion coating
Finish :	Black powder coat
Compatible Shackle Size :	1/2-inch
Compatible Lasers :	TEQ-SAS, RECLINE
Mechanical Limits ¹	
Safe Limit :	(13) SRX910LA (5) SRX918SF
Maximum Limit :	(16) SRX910LA (8) SRX918SF
Dimensions (H x W x D) ² :	148 mm x 682 mm x 808 mm (5.8 in x 26.9 in x 31.8 in)
Net Weight ³ :	7.4 kg (16.4 lbs)
Shipping Weight :	10.5 kg (23.3 lbs)

ORDERING INFORMATION	
SKU :	JBL-P3579MX SRX910LA AF JBL-P3235MX SRX910LA AF (discontinued)
Included :	(1) Spreader Bar (1) Extension Bar (1) 1/2-inch Shackle #5118578 (1) Laser Bracket #5128892 Laser Bracket Hardware

Footnotes:
1: For mixed arrays and arrays larger than the safe limit always use JBL simulation software to determine mechanical safety. For more information on Safe and Maximum Limits, refer to the SRX900 Rigging Manual.
2: Refer to the 2D and 3D Customer Drawings for more detailed dimensions.
3: Weight includes spreader bar, extension bar and laser bracket. Shackles and other rigging parts not included.

JBL continually engages in research related to product improvement. Some materials, production methods and design refinements are introduced into existing products without notice as a routine expression of that philosophy. For this reason, any current JBL product may differ in some respect from its published description, but will always equal or exceed the original design specifications unless otherwise stated.